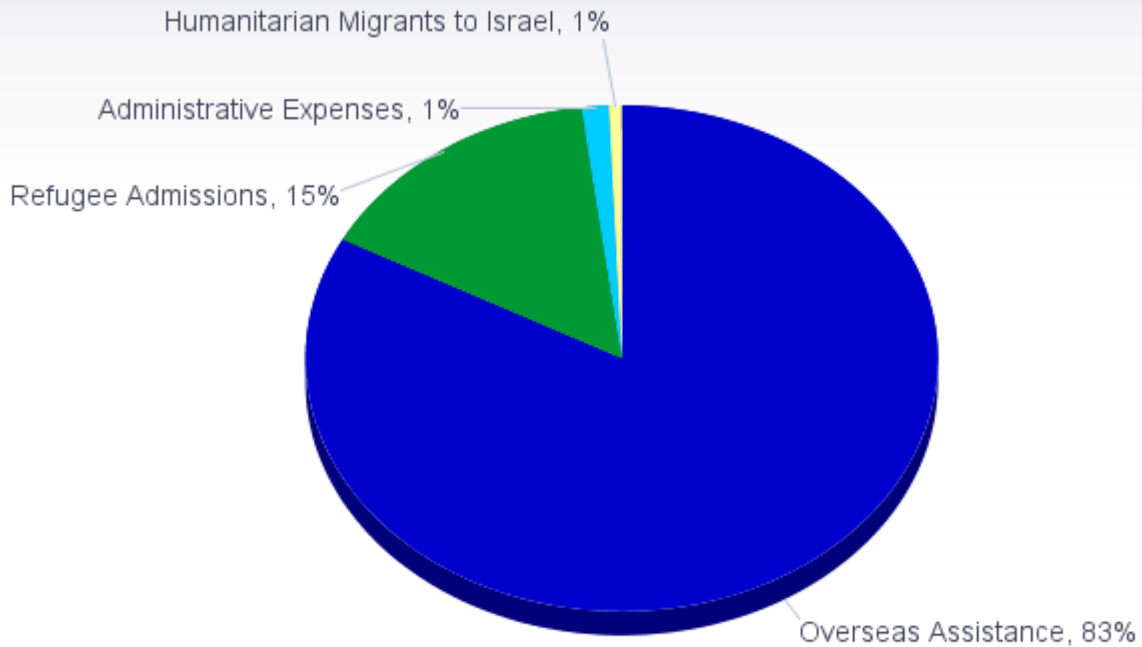


Bureau of Population, Refugees, and Migration

FY 2013 Summary of Major Activities*

11/12/13

Overseas Assistance	\$1,955,943,012
Refugee Admissions	\$358,850,528
Administrative Expenses	\$33,105,467
Humanitarian Migrants to Israel	\$15,000,000
Total:	\$2,362,899,007



- * Migration and Refugee Assistance (MRA)
- * Overseas Contingency Operations (OCO)
- * Emergency Refugee and Migration Assistance (ERMA)
- * Global HIV/AIDS Initiative
- * Economic Support Fund (ESF)
- * Diplomatic and Consular Programs (D&CP)

Bureau of Population, Refugees, and Migration
FY 2013 Summary of Major Activities
Overseas Assistance

Overseas Assistance

UNHCR	53.5%	\$1,045,970,334
UNRWA	15.0%	\$294,023,401
ICRC	14.3%	\$280,100,000
UNICEF	3.7%	\$72,778,780
IOM	3.4%	\$66,110,696
WFP	0.4%	\$8,608,000
IFRC	0.3%	\$5,149,000
UNFPA	0.2%	\$4,295,900
UNHABITAT	0.1%	\$1,500,000
OCHA	0.1%	\$1,400,000
UNDP	0.0%	\$400,000
WHO	0.0%	\$400,000
Sub Total:		\$1,780,736,111
Non-Governmental Organizations	8.7%	\$169,315,980
Intra US Government/Other	0.3%	\$5,890,920
Overseas Assistance Total:		\$1,955,943,012

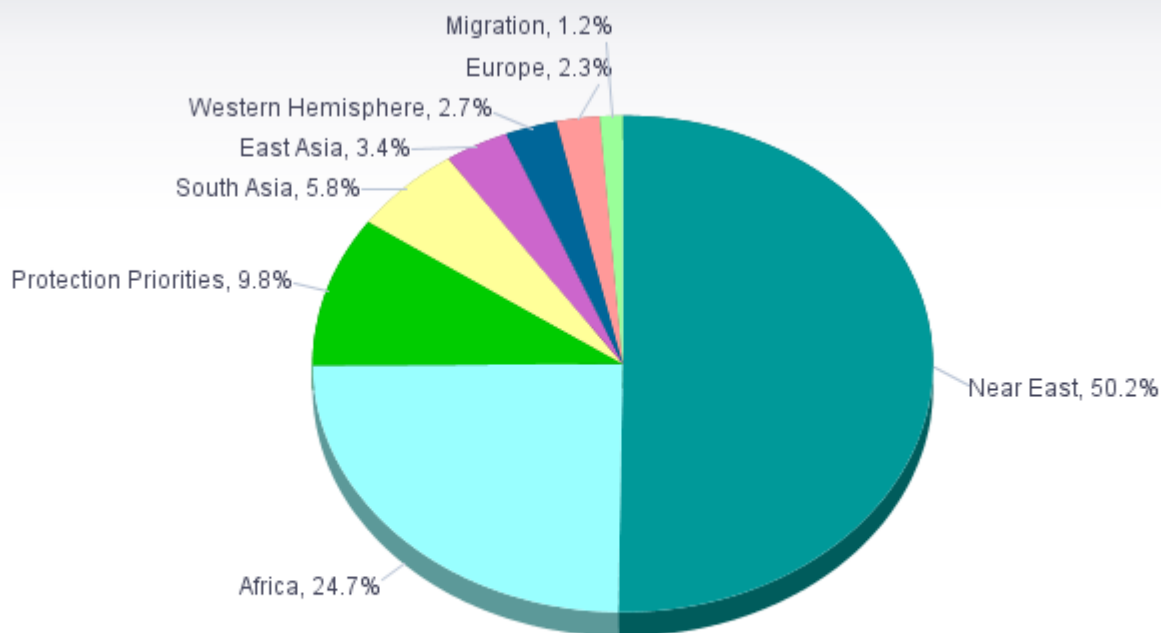
Bureau of Population, Refugees, and Migration

FY 2013 Summary of Major Activities

Overseas Assistance

Near East	50.2%	\$982,559,790
Africa	24.7%	\$482,404,956
Protection Priorities	9.8%	\$191,756,886
South Asia	5.8%	\$113,251,015
East Asia	3.4%	\$65,924,478
Western Hemisphere	2.7%	\$52,937,507
Europe	2.3%	\$44,086,307
Migration	1.2%	\$23,022,072

Total: \$1,955,943,012



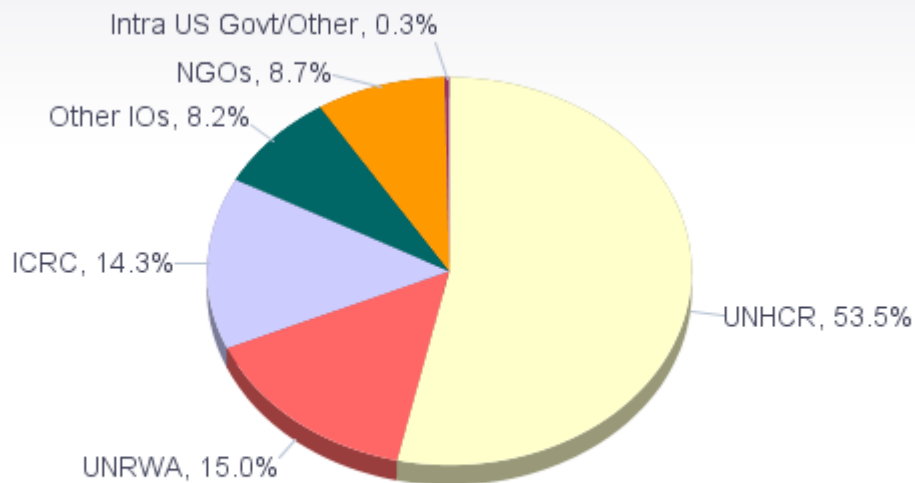
Bureau of Population, Refugees, and Migration

FY 2013 Summary of Major Activities

Overseas Assistance

UNHCR	53.5%	\$1,045,970,334
UNRWA	15.0%	\$294,023,401
ICRC	14.3%	\$280,100,000
Other IOs	8.2%	\$160,642,376
NGOs	8.7%	\$169,315,980
Intra US Govt/Other	0.3%	\$5,890,920

Total: \$1,955,943,012



Bureau of Population, Refugees, and Migration
FY 2013 Summary of Major Activities
Refugee Admissions

Refugee Admissions

Reception & Placement	\$158,951,100
Processing	\$109,696,498
Transportation	\$90,202,930
Refugee Admissions Total:	\$358,850,528

Bureau of Population, Refugees, and Migration
FY 2013 Summary of Major Activities
UNHCR

Overseas Assistance

Near East	\$471,490,350
Africa	\$321,670,897
Protection Priorities	\$113,196,000
South Asia	\$67,900,000
Europe	\$28,300,000
East Asia	\$27,913,087
Western Hemisphere	\$15,500,000
Overseas Assistance Total:	\$1,045,970,334

Admissions	\$7,374,200
------------	-------------

Grand Total:	\$1,053,344,534
---------------------	------------------------

Bureau of Population, Refugees, and Migration
FY 2013 Summary of Major Activities
ICRC

Overseas Assistance

Africa	\$91,300,000
Near East	\$77,000,000
Protection Priorities	\$40,350,000
South Asia	\$26,000,000
East Asia	\$17,900,000
Western Hemisphere	\$14,900,000
Europe	\$12,650,000

Grand Total:	\$280,100,000
---------------------	----------------------

Bureau of Population, Refugees, and Migration

FY 2013 Summary of Major Activities

IOM

Refugee Admissions

Transportation	\$90,202,930
----------------	--------------

Processing	\$55,099,928
------------	--------------

Refugee Admissions Total:	\$145,302,858
----------------------------------	----------------------

Overseas Assistance

Near East	\$25,000,000
-----------	--------------

Assessed/Tax Reimbursement	\$10,781,672
----------------------------	--------------

Assistance to Vulnerable Migrants	\$7,063,000
-----------------------------------	-------------

Emergency Needs	\$6,300,000
-----------------	-------------

Voluntary Contribution	\$4,500,000
------------------------	-------------

Africa	\$4,070,000
--------	-------------

GTMO	\$2,744,319
------	-------------

Western Hemisphere	\$1,357,476
--------------------	-------------

Sectoral Priorities	\$1,300,000
---------------------	-------------

South Asia	\$1,014,408
------------	-------------

Gap Priorities	\$924,421
----------------	-----------

Regional Dialogues	\$677,400
--------------------	-----------

East Asia	\$378,000
-----------	-----------

Overseas Assistance Total:	\$66,110,696
-----------------------------------	---------------------

Grand Total:	\$211,413,554
---------------------	----------------------

Bureau of Population, Refugees, and Migration
FY 2013 Summary of Major Activities
UNRWA

Overseas Assistance

General Fund	\$135,123,401
--------------	---------------

Emergency Appeals, of which:

West Bank and Gaza	\$85,000,000
--------------------	--------------

Syria Emergency	\$70,900,000
-----------------	--------------

Lebanon Relief	\$3,000,000
----------------	-------------

Grand Total:	\$294,023,401
---------------------	----------------------

Bureau of Population, Refugees, and Migration
FY 2013 Summary of Major Activities
UNDP

Overseas Assistance	
Near East	\$400,000
Grand Total:	\$400,000

Bureau of Population, Refugees, and Migration
FY 2013 Summary of Major Activities
UNFPA

Overseas Assistance	
Near East	\$2,200,000
Protection Priorities	\$2,095,900
Grand Total:	\$4,295,900

Bureau of Population, Refugees, and Migration
FY 2013 Summary of Major Activities
UNHABITAT

Overseas Assistance	
Near East	\$1,500,000
Grand Total:	\$1,500,000

Bureau of Population, Refugees, and Migration
FY 2013 Summary of Major Activities
WFP

Overseas Assistance	
Africa	\$8,608,000
Grand Total:	\$8,608,000

Bureau of Population, Refugees, and Migration
FY 2013 Summary of Major Activities
IFRC

Overseas Assistance	
Near East	\$2,200,000
Protection Priorities	\$1,800,000
Africa	\$1,149,000
Grand Total:	\$5,149,000

Bureau of Population, Refugees, and Migration
FY 2013 Summary of Major Activities
UNICEF

Overseas Assistance	
Near East	\$65,000,000
Protection Priorities	\$7,778,780
Grand Total:	\$72,778,780

Bureau of Population, Refugees, and Migration
FY 2013 Summary of Major Activities
OCHA

Overseas Assistance	
Protection Priorities	\$1,400,000
Grand Total:	\$1,400,000

Bureau of Population, Refugees, and Migration
FY 2013 Summary of Major Activities
WHO

Overseas Assistance	
Near East	\$400,000
Grand Total:	\$400,000

Bureau of Population, Refugees, and Migration

FY 2013 Summary of Major Activities - NGOs by Region

Overseas Assistance

Organization	Total	Region						
		Africa	East Asia	Europe	N East	S Asia	SGP	W. Hemis
Action Contre La Faim	\$175,593	\$175,593						
Adventist Development And Relief Agency International	\$222,431					\$222,431		
Africa Humanitarian Action	\$400,000						\$400,000	
Agency For Technical Cooperation And Development	\$2,150,000	\$2,150,000						
American Red Cross	\$449,976	\$449,976						
American Refugee Committee	\$5,662,203	\$2,044,618	\$1,490,560			\$882,031	\$1,244,994	
Asylum Access	\$667,675						\$66,678	\$600,997
Basic Education For Awareness Reforms And Empowerment	\$788,802					\$788,802		
Caritas Jordan	\$1,500,763				\$1,500,763			
Caritas Lebanon Migrant Center	\$1,299,994				\$1,299,994			
Catholic Relief Services	\$9,515,506	\$399,895		\$900,000	\$1,639,496	\$2,630,445	\$1,417,672	\$2,527,998
Center For Victims Of Torture	\$3,954,214	\$1,749,976			\$2,204,238			
Centre Henry Dunant Pour Le Dialogue Humanitaire (Hdc)	\$200,062		\$200,062					
Church World Service	\$1,135,329	\$299,866				\$835,463		
Cooperative For Assistance And Relief Everywhere	\$2,200,652	\$1,300,000			\$900,000		\$652	
Cooperative Housing Foundation	\$1,351,717						\$121,725	\$1,229,992
Coordination Of Rehab. And Devel. Svces For Afghanistan	\$480,160					\$480,160		
Danish Refugee Council	\$6,085,047	\$799,224		\$396,028	\$2,987,400	\$1,427,395	\$475,000	
Development Of Afghan Women Organization	\$221,295					\$221,295		
Filmaid International	\$1,250,000	\$1,250,000						
Fundacio Intermon Oxfam Fundacion Privada	\$1,050,000	\$1,050,000						
Goal	\$1,250,000	\$1,250,000						
Handicap International	\$1,201,261	\$765,275	\$435,986					
Hashoo Foundation	\$745,623					\$745,623		
Health Equity Initiatives Sdn. Bhd	\$260,739		\$260,739					
Hebrew Immigrant Aid Society	\$6,208,412	\$670,000					\$1,686,238	\$3,852,174
Helpage International	\$278,900	\$278,900						
Heshima Kenya, Inc	\$265,000	\$265,000						
Humanitarian Accountability Partner	\$394,428						\$394,428	
International Catholic Migration Commission	\$2,639,048				\$2,204,000		\$435,048	
International Council Of Voluntary Agencies	\$100,000						\$100,000	
International Eurasia Press Fund	\$200,000			\$200,000				
International Medical Corps	\$21,321,749	\$5,627,355		\$736,109	\$11,545,247	\$1,678,678	\$1,734,360	
International Orthodox Christian Charities	\$1,615,000				\$1,615,000			
International Relief And Development	\$8,794,216	\$500,000			\$3,944,216		\$125,049	\$4,224,951
International Rescue Committee	\$35,587,334	\$12,588,824	\$12,684,000		\$3,865,039	\$1,499,434	\$4,950,037	
Intersos	\$235,660						\$235,660	
Jesuit Refugee Service Usa	\$1,094,896	\$1,094,896						
Kumpulan Acts Bhd	\$323,063		\$323,063					
Lutheran World Relief	\$1,833,261	\$1,249,689					\$583,572	
Malaysian Christian Association For Relief	\$187,467		\$187,467					
Medical Teams International	\$930,665	\$930,665						
Mercy Corps	\$5,291,937		\$1,814,864		\$1,577,086	\$899,987	\$229,400	\$770,600
Near East Foundation	\$1,216,299				\$1,216,299			
Nizam - Regional Public Foundation	\$292,078			\$292,078				
Norwegian Refugee Council	\$2,405,000	\$625,000			\$1,780,000			
Oram - Organization For Refuge Asylum & Migration	\$360,000						\$360,000	

Bureau of Population, Refugees, and Migration

FY 2013 Summary of Major Activities - NGOs by Region

Overseas Assistance

Organization	Total							
		Africa	East Asia	Europe	N East	S Asia	SGP	W. Hemis
Oxfam Gb/Great Britain	\$1,050,000	\$1,050,000						
Premiere Urgence-Aide Medicale Internationale (Pu-Ami).	\$5,423,800	\$950,000	\$1,363,800	\$125,000	\$2,985,000			
Refugee Education Trust (The Foundation For The)	\$5,972,500	\$2,410,000						\$3,562,500
Relief International	\$2,320,941	\$2,320,941						
Salesian Missions	\$532,643					\$532,643		
Save The Children Federation	\$6,184,963	\$2,699,195		\$124,550	\$2,111,353	\$1,199,865	\$50,000	
Search	\$163,394					\$163,394		
Search For Common Ground	\$550,000	\$405,000					\$145,000	
Social Impact	\$460,351						\$460,351	
Tearfund	\$1,197,190					\$1,197,190		
Ferrre Dess Hommes Foundation	\$571,024	\$571,024						
The Lutheran World Federation	\$910,602	\$618,050				\$292,552		
The Mentor Initiative	\$186,350	\$186,350						
The Tibet Fund	\$2,539,248					\$2,539,248		
United Methodist Committee On Relief	\$824,807	\$699,807		\$125,000				
Women And Health Alliance International (Waha International)	\$621,990	\$621,990						
World University Service Of Canada	\$398,282	\$398,282						
World Vision	\$3,614,440	\$3,214,440					\$400,000	
Total:	\$169,315,980	\$53,659,832	\$18,760,541	\$2,898,765	\$43,375,131	\$18,236,636	\$15,615,864	\$16,769,212

Bureau of Population, Refugees, and Migration

FY 2013 Summary of Major Activities - Julia V. Taft Refugee Fund

Overseas Assistance

Julia V. Taft Refugee Fund	Total	Region					
		Africa	East Asia	Europe	N East	S Asia	W. Hemis
Addis Abab	\$25,000	\$25,000					
Almaty	\$25,000			\$25,000			
Amman	\$18,823				\$18,823		
Ankara	\$30,577				\$30,577		
Athens	\$25,000			\$25,000			
Bangkok	\$25,000		\$25,000				
Banjul	\$25,000	\$25,000					
Beirut	\$19,908				\$19,908		
Belgrade	\$25,000			\$25,000			
Brazzavill	\$8,000	\$8,000					
Bujumbura	\$25,000	\$25,000					
Chengdu	\$25,000		\$25,000				
Chennai	\$25,000					\$25,000	
Colombo	\$24,988					\$24,988	
Conakry	\$25,000	\$25,000					
Cotonou	\$25,000	\$25,000					
Dakar	\$25,000	\$25,000					
Dar Es Sal	\$25,000	\$25,000					
Djibouti	\$25,000	\$25,000					
Dublin	\$15,480			\$15,480			
Gaborone	\$23,752	\$23,752					
Harare	\$23,850	\$23,850					
Islamabad	\$25,000					\$25,000	
Kampala	\$25,000	\$25,000					
Kathmandu	\$24,983					\$24,983	
Kigali	\$25,000	\$25,000					
Kinshasa	\$25,000	\$25,000					
Lilongwe	\$25,000	\$25,000					
Luanda	\$25,000	\$25,000					
Lusaka	\$24,812	\$24,812					
Maputo	\$25,000	\$25,000					
Monrovia	\$25,000	\$25,000					
Nassau	\$16,500						\$16,500
Ndjamena	\$25,000	\$25,000					
New Delhi	\$25,000		\$25,000				
Niamey	\$25,000	\$25,000					
Nouakchott	\$25,000	\$25,000					
Ouagadougou	\$25,000	\$25,000					
Podgorica	\$23,808			\$23,808			
Pretoria	\$25,000	\$25,000					
Pristina	\$25,000			\$25,000			
Quito	\$25,000						\$25,000
Rabat	\$25,000	\$25,000					
Santo Domi	\$50,000						\$50,000
Sarajevo	\$25,000			\$25,000			
Tbilisi	\$23,494			\$23,494			
Tel Aviv	\$25,000				\$25,000		

Bureau of Population, Refugees, and Migration

FY 2013 Summary of Major Activities - Julia V. Taft Refugee Fund

Overseas Assistance

Julia V. Taft Refugee Fund	Total						
		Africa	East Asia	Europe	N East	S Asia	W. Hemis
Yaounde	\$25,000	\$25,000					
Yerevan	\$24,760			\$24,760			
Zagreb	\$25,000			\$25,000			
Total:	\$1,228,736	\$630,414	\$75,000	\$237,542	\$94,309	\$99,971	\$91,500