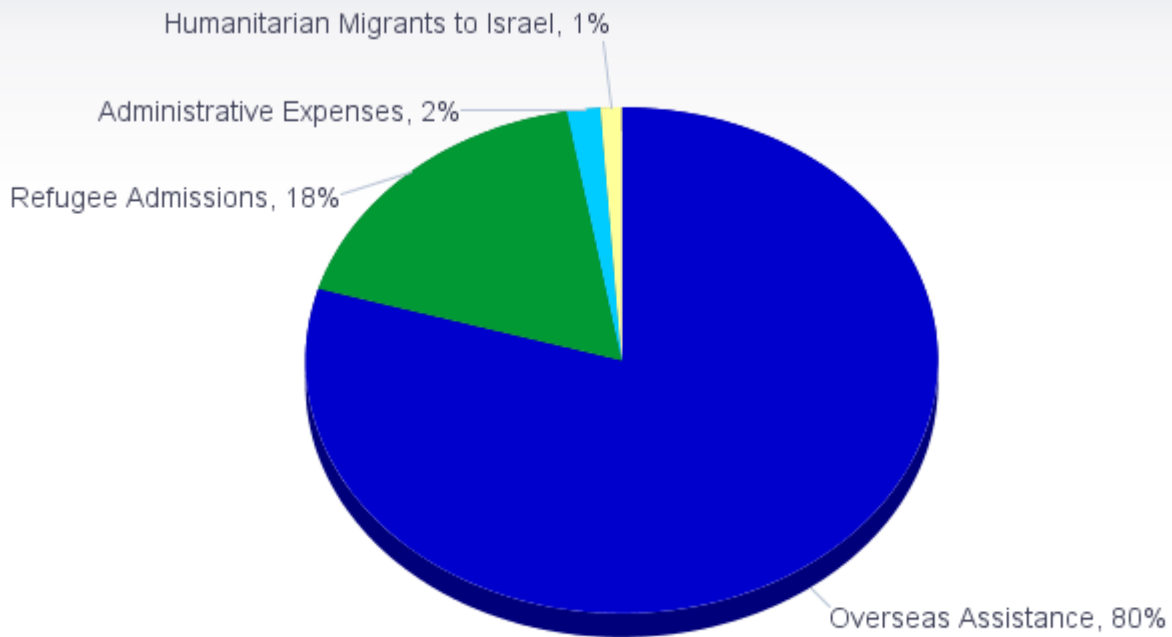


# Bureau of Population, Refugees, and Migration

## FY 2012 Summary of Major Activities\*

11/06/12

|                                 |                        |
|---------------------------------|------------------------|
| Overseas Assistance             | \$1,484,692,174        |
| Refugee Admissions              | \$329,528,030          |
| Administrative Expenses         | \$31,782,333           |
| Humanitarian Migrants to Israel | \$20,000,000           |
| <b>Total:</b>                   | <b>\$1,866,002,537</b> |



- \* Migration and Refugee Assistance (MRA)
- \* Emergency Refugee and Migration Assistance (ERMA)
- \* Overseas Contingency Operations (OCO)
- \* Economic Support Fund (ESF)
- \* Global HIV/AIDS Initiative

# Bureau of Population, Refugees, and Migration

## FY 2012 Summary of Major Activities

### Overseas Assistance

11/28/12

#### Overseas Assistance

|                                   |                        |
|-----------------------------------|------------------------|
| UNHCR                             | \$770,821,110          |
| UNRWA                             | \$233,328,550          |
| ICRC                              | \$228,800,000          |
| IOM                               | \$49,625,384           |
| WFP                               | \$11,891,669           |
| CEB                               | \$10,000,000           |
| UNICEF                            | \$4,995,900            |
| WHO                               | \$2,800,000            |
| OCHA                              | \$1,400,000            |
| IFRC                              | \$200,000              |
| PAHO                              | \$100,000              |
| <b>Sub Total:</b>                 | <b>\$1,313,962,613</b> |
| Non-Governmental Organizations    | \$164,912,431          |
| Intra US Government/Other         | \$5,817,130            |
| <b>Overseas Assistance Total:</b> | <b>\$1,484,692,174</b> |

# Bureau of Population, Refugees, and Migration

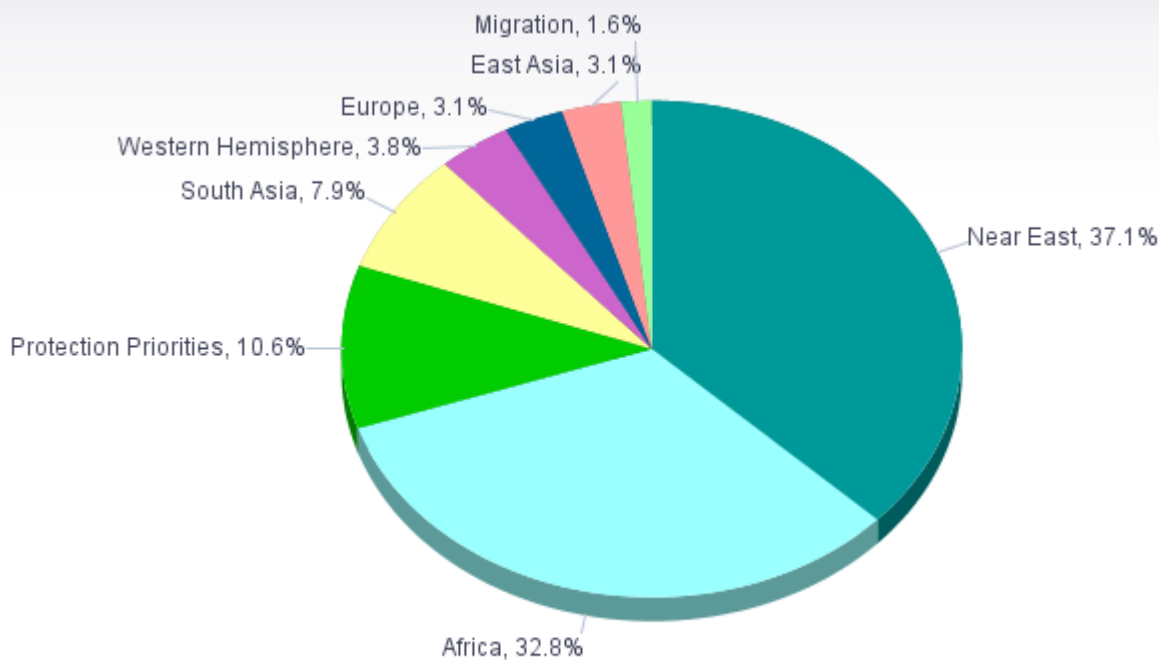
## FY 2012 Summary of Major Activities

### Overseas Assistance

11/06/12

|                       |       |               |
|-----------------------|-------|---------------|
| Near East             | 37.1% | \$550,180,185 |
| Africa                | 32.8% | \$486,417,742 |
| Protection Priorities | 10.6% | \$157,929,362 |
| South Asia            | 7.9%  | \$117,617,668 |
| Western Hemisphere    | 3.8%  | \$56,991,069  |
| Europe                | 3.1%  | \$46,085,123  |
| East Asia             | 3.1%  | \$45,926,084  |
| Migration             | 1.6%  | \$23,544,941  |

**Total: \$1,484,692,174**



# Bureau of Population, Refugees, and Migration

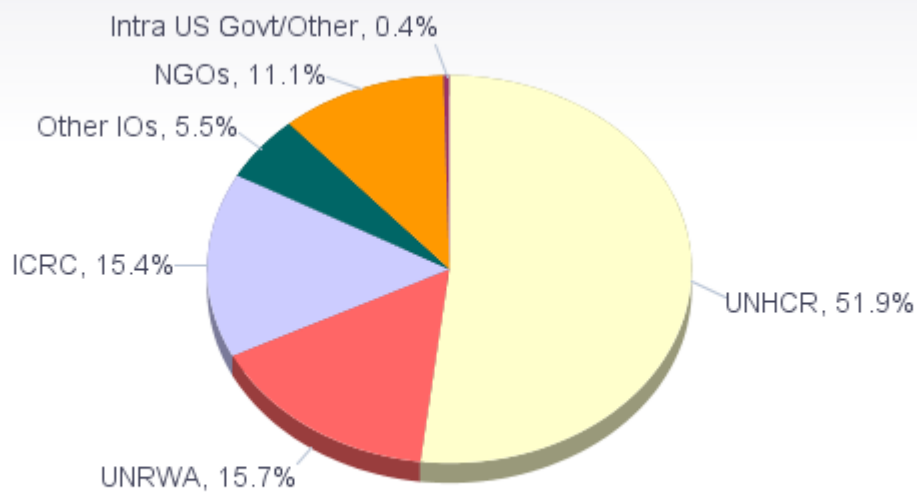
## FY 2012 Summary of Major Activities

### Overseas Assistance

11/06/12

|                     |       |               |
|---------------------|-------|---------------|
| UNHCR               | 51.9% | \$770,821,110 |
| UNRWA               | 15.7% | \$233,328,550 |
| ICRC                | 15.4% | \$228,800,000 |
| Other IOs           | 5.5%  | \$81,012,953  |
| NGOs                | 11.1% | \$164,912,431 |
| Intra US Govt/Other | 0.4%  | \$5,817,130   |

**Total: \$1,484,692,174**



# Bureau of Population, Refugees, and Migration

## FY 2012 Summary of Major Activities

### Refugee Admissions

11/06/12

#### Refugee Admissions

|                                  |                      |
|----------------------------------|----------------------|
| Reception & Placement            | \$138,193,451        |
| Processing                       | \$115,462,522        |
| Transportation                   | \$75,872,057         |
| <b>Refugee Admissions Total:</b> | <b>\$329,528,030</b> |

# Bureau of Population, Refugees, and Migration

## FY 2012 Summary of Major Activities

UNHCR

11/06/12

### Overseas Assistance

|                                   |                      |
|-----------------------------------|----------------------|
| Africa                            | \$346,720,294        |
| Near East                         | \$196,110,000        |
| Protection Priorities             | \$102,850,500        |
| South Asia                        | \$61,300,000         |
| Europe                            | \$28,919,662         |
| Western Hemisphere                | \$18,478,603         |
| East Asia                         | \$16,442,051         |
| <b>Overseas Assistance Total:</b> | <b>\$770,821,110</b> |

|            |             |
|------------|-------------|
| Admissions | \$4,370,623 |
|------------|-------------|

|                     |                      |
|---------------------|----------------------|
| <b>Grand Total:</b> | <b>\$775,191,733</b> |
|---------------------|----------------------|

# Bureau of Population, Refugees, and Migration

## FY 2012 Summary of Major Activities

### ICRC

11/06/12

#### **Overseas Assistance**

|                       |              |
|-----------------------|--------------|
| Africa                | \$76,200,000 |
| Near East             | \$54,200,000 |
| South Asia            | \$35,700,000 |
| Protection Priorities | \$24,900,000 |
| Western Hemisphere    | \$15,300,000 |
| Europe                | \$12,500,000 |
| East Asia             | \$10,000,000 |

|                     |                      |
|---------------------|----------------------|
| <b>Grand Total:</b> | <b>\$228,800,000</b> |
|---------------------|----------------------|

# Bureau of Population, Refugees, and Migration

## FY 2012 Summary of Major Activities

### IOM

11/06/12

| <b>Refugee Admissions</b>        |                      |
|----------------------------------|----------------------|
| Transportation                   | \$75,872,057         |
| Processing                       | \$51,932,934         |
| <b>Refugee Admissions Total:</b> | <b>\$127,804,991</b> |

| <b>Overseas Assistance</b>        |                     |
|-----------------------------------|---------------------|
| Near East                         | \$16,500,000        |
| Assessed/Tax Reimbursement        | \$10,918,328        |
| Assistance to Vulnerable Migrants | \$7,568,406         |
| Voluntary Contribution            | \$4,500,000         |
| GTMO                              | \$2,381,305         |
| Africa                            | \$2,327,688         |
| Emergency Needs                   | \$2,300,000         |
| Western Hemisphere                | \$1,400,000         |
| Gap Priorities                    | \$790,000           |
| Regional Dialogues                | \$558,207           |
| Sectoral Priorities               | \$166,167           |
| East Asia                         | \$140,000           |
| South Asia                        | \$75,283            |
| <b>Overseas Assistance Total:</b> | <b>\$49,625,384</b> |

|                     |                      |
|---------------------|----------------------|
| <b>Grand Total:</b> | <b>\$177,430,375</b> |
|---------------------|----------------------|



**Bureau of Population, Refugees, and Migration**  
**FY 2012 Summary of Major Activities**  
**UNRWA**  
**11/06/12**

| <b>Overseas Assistance</b>            |                      |
|---------------------------------------|----------------------|
| General Fund                          | \$125,400,000        |
| Emergency Appeals, of which:          |                      |
| West Bank and Gaza                    | \$84,260,000         |
| Lebanon                               | \$10,000,000         |
| Syria                                 | \$11,000,000         |
| Assistance for Palestinians from Iraq | \$2,668,550          |
| <b>Grand Total:</b>                   | <b>\$233,328,550</b> |

# Bureau of Population, Refugees, and Migration

## FY 2012 Summary of Major Activities

### WFP

11/06/12

|                            |                     |
|----------------------------|---------------------|
| <b>Overseas Assistance</b> |                     |
| Africa                     | \$6,141,669         |
| Near East                  | \$5,500,000         |
| Protection Priorities      | \$250,000           |
| <b>Grand Total:</b>        | <b>\$11,891,669</b> |

**Bureau of Population, Refugees, and Migration**

**FY 2012 Summary of Major Activities**

**IFRC**

**11/06/12**

|                            |                  |
|----------------------------|------------------|
| <b>Overseas Assistance</b> |                  |
| Protection Priorities      | \$200,000        |
| <b>Grand Total:</b>        | <b>\$200,000</b> |

**Bureau of Population, Refugees, and Migration**

**FY 2012 Summary of Major Activities**

**UNICEF**

**11/06/12**

|                            |                    |
|----------------------------|--------------------|
| <b>Overseas Assistance</b> |                    |
| Near East                  | \$3,500,000        |
| Protection Priorities      | \$1,495,900        |
| <b>Grand Total:</b>        | <b>\$4,995,900</b> |

**Bureau of Population, Refugees, and Migration**

**FY 2012 Summary of Major Activities**

**OCHA**

**11/06/12**

|                            |                    |
|----------------------------|--------------------|
| <b>Overseas Assistance</b> |                    |
| Protection Priorities      | \$1,400,000        |
| <b>Grand Total:</b>        | <b>\$1,400,000</b> |

**Bureau of Population, Refugees, and Migration**

**FY 2012 Summary of Major Activities**

**PAHO**

**11/06/12**

|                            |                  |
|----------------------------|------------------|
| <b>Overseas Assistance</b> |                  |
| Western Hemisphere         | \$100,000        |
| <b>Grand Total:</b>        | <b>\$100,000</b> |

**Bureau of Population, Refugees, and Migration**

**FY 2012 Summary of Major Activities**

**WHO**

**11/06/12**

|                            |                    |
|----------------------------|--------------------|
| <b>Overseas Assistance</b> |                    |
| Near East                  | \$2,800,000        |
| <b>Grand Total:</b>        | <b>\$2,800,000</b> |

# Bureau of Population, Refugees, and Migration

## FY 2012 Summary of Major Activities - NGOs by Region

### Overseas Assistance

11/06/12

|  |              | Region       |              |           |              |             |             |             |
|--|--------------|--------------|--------------|-----------|--------------|-------------|-------------|-------------|
|  |              | Africa       | East Asia    | Europe    | N East       | S Asia      | SGP         | W. Hemis    |
| Adventist Development And Relief Agency International  | \$656,573    | \$499,772    |              |           |              | \$156,801   |             |             |
| Agency For Technical Cooperation And Development       | \$1,725,000  | \$1,725,000  |              |           |              |             |             |             |
| Alliance For Conflict Transformation                   | \$124,592    |              |              | \$124,592 |              |             |             |             |
| American Red Cross                                     | \$497,631    | \$497,631    |              |           |              |             |             |             |
| American Refugee Committee                             | \$6,370,134  | \$2,651,275  | \$1,448,251  |           |              | \$919,852   | \$1,350,756 |             |
| Association For Behavior And Knowledge Transformation  | \$312,549    |              |              |           |              | \$312,549   |             |             |
| Asylum Access  | \$500,000    |              |              |           |              |             | \$50,000    | \$450,000   |
| Avsi Foundation  | \$480,187    | \$480,187    |              |           |              |             |             |             |
| Basic Education For Awareness Reforms And Empowerment  | \$235,411    |              |              |           |              | \$235,411   |             |             |
| Caritas Lebanon Migrant Center                         | \$899,999    |              |              |           | \$899,999    |             |             |             |
| Catholic Relief Services                               | \$6,906,888  |              |              | \$924,848 |              | \$2,369,427 | \$1,112,613 | \$2,500,000 |
| Center For Victims Of Torture                          | \$4,322,475  | \$2,827,537  |              |           | \$1,494,938  |             |             |             |
| Centre Henry Dunant Pour Le Dialogue Humainitaire      | \$150,404    |              | \$150,404    |           |              |             |             |             |
| Christian Outreach Relief And Development              | \$649,999    | \$649,999    |              |           |              |             |             |             |
| Church World Service                                   | \$2,092,725  |              |              |           |              | \$2,092,725 |             |             |
| Cooperative For Assistance And Relief Everywhere       | \$3,243,327  | \$2,453,990  |              |           | \$784,770    |             | \$4,567     |             |
| Cooperative Housing Foundation                         | \$1,849,518  | \$100,000    |              |           |              |             | \$349,518   | \$1,400,000 |
| Danish Refugee Council                                 | \$2,812,993  |              |              | \$600,000 | \$841,973    | \$896,020   | \$475,000   |             |
| Filmaid International                                  | \$1,477,940  | \$1,477,940  |              |           |              |             |             |             |
| Handicap International                                 | \$1,015,001  | \$688,494    | \$326,507    |           |              |             |             |             |
| Hashoo Foundation                                      | \$599,957    |              |              |           |              | \$599,957   |             |             |
| Health Equity Initiatives Sdn. Bhd                     | \$256,244    |              | \$256,244    |           |              |             |             |             |
| Healthnet  | \$239,787    |              |              |           |              |             | \$239,787   |             |
| Hebrew Immigrant Aid Society                           | \$4,699,924  |              |              |           |              |             | \$1,099,924 | \$3,600,000 |
| Heshima Kenya, Inc                                     | \$250,000    |              |              |           |              |             | \$250,000   |             |
| Human Rights Organization Of Nepal                     | \$150,304    |              |              |           |              | \$150,304   |             |             |
| Humanitarian Accountability Partner                    | \$249,144    |              |              |           |              |             | \$249,144   |             |
| Interaction  | \$508,126    |              |              |           |              |             | \$508,126   |             |
| International Catholic Migration Commission            | \$2,522,825  |              | \$147,651    |           | \$2,115,002  |             | \$260,172   |             |
| International Medical Corps                            | \$24,413,376 | \$7,968,666  |              | \$420,505 | \$12,840,219 | \$1,968,283 | \$1,215,703 |             |
| International Orthodox Christian Charities             | \$5,000,000  |              |              |           | \$5,000,000  |             |             |             |
| International Relief And Development                   | \$10,261,999 | \$611,999    |              |           | \$5,300,000  |             | \$100,000   | \$4,250,000 |
| International Rescue Committee                         | \$32,375,058 | \$12,931,925 | \$12,567,947 |           | \$2,600,000  | \$1,265,446 | \$3,009,740 |             |
| Intersos   | \$649,752    |              |              |           |              |             | \$649,752   |             |
| Jesuit Refugee Service Usa                             | \$1,185,401  | \$863,681    |              |           |              |             |             | \$321,720   |
| John Snow International, Inc.                          | \$443,567    |              |              |           |              | \$443,567   |             |             |
| Kumpulan Acts Bhd                                      | \$298,801    |              | \$298,801    |           |              |             |             |             |
| Lutheran World Federation                              | \$60,440     |              |              |           |              | \$60,440    |             |             |
| Lutheran World Relief                                  | \$1,227,849  | \$840,000    |              |           |              |             | \$387,849   |             |
| Magee Womancare International                          | \$149,996    |              |              | \$120,000 |              |             | \$29,996    |             |
| Medical Teams International                            | \$899,529    | \$899,529    |              |           |              |             |             |             |
| Mercy Corps  | \$7,331,127  |              | \$1,950,000  | \$477,201 | \$3,000,000  | \$903,865   | \$50,000    | \$950,061   |
| Norwegian Refugee Council                              | \$2,610,832  | \$1,425,000  |              |           |              | \$560,887   | \$624,945   |             |
| Plan International Usa, Inc.                           | \$643,262    | \$643,262    |              |           |              |             |             |             |
| Premiere Urgence-Aide Medicale Internationale (Pu-Ami) | \$3,843,171  | \$1,375,000  | \$843,228    | \$124,943 | \$1,500,000  |             |             |             |
| Refugee Education Trust (The Foundation For The)       | \$5,257,679  | \$2,057,679  |              |           |              |             | \$50,000    | \$3,150,000 |
| Regional Public Foundation Nizam                       | \$240,734    |              |              | \$240,734 |              |             |             |             |



# Bureau of Population, Refugees, and Migration

## FY 2012 Summary of Major Activities - NGOs by Region

### Overseas Assistance

11/06/12

| Organization                               | Total                |                     |                     |                    |                     |                     |                     |                     |
|--|----------------------|---------------------|---------------------|--------------------|---------------------|---------------------|---------------------|---------------------|
|  |                      | Africa              | East Asia           | Europe             | N East              | S Asia              | SGP                 | W. Hemis            |
| Relief International                       | \$1,674,883          | \$999,883           |                     |                    |                     |                     | \$675,000           |                     |
| Salesian Missions                          | \$623,758            |                     |                     |                    |                     | \$623,758           |                     |                     |
| Save The Children Federation               | \$5,571,154          | \$1,911,676         |                     | \$199,990          | \$1,902,258         | \$1,450,000         | \$107,230           |                     |
| Search For Common Ground                   | \$800,000            | \$500,000           |                     |                    |                     |                     | \$300,000           |                     |
| Solidarites                                | \$1,262,000          |                     | \$1,262,000         |                    |                     |                     |                     |                     |
| Support To Social Development Public Union | \$197,928            |                     |                     | \$197,928          |                     |                     |                     |                     |
| Tearfund                                   | \$2,400,370          | \$924,332           |                     |                    |                     | \$1,476,038         |                     |                     |
| The Mentor Initiative                      | \$339,997            | \$339,997           |                     |                    |                     |                     |                     |                     |
| The Tibet Fund                             | \$2,482,180          |                     |                     |                    |                     | \$2,482,180         |                     |                     |
| United Methodist Committee On Relief       | \$2,149,806          | \$649,831           |                     |                    |                     | \$1,499,975         |                     |                     |
| Women For Women                            | \$402,115            |                     |                     |                    |                     |                     | \$402,115           |                     |
| Women'S Refugee Commission                 | \$249,987            |                     |                     |                    |                     |                     | \$249,987           |                     |
| World University Service Of Canada         | \$300,000            | \$300,000           |                     |                    |                     |                     |                     |                     |
| World Vision                               | \$3,766,023          | \$3,766,023         |                     |                    |                     |                     |                     |                     |
| <b>Total:</b>                              | <b>\$164,912,431</b> | <b>\$53,060,308</b> | <b>\$19,251,033</b> | <b>\$3,430,741</b> | <b>\$38,279,159</b> | <b>\$20,467,485</b> | <b>\$13,801,924</b> | <b>\$16,621,781</b> |

# Bureau of Population, Refugees, and Migration

FY 2012 Summary of Major Activities - Julia V. Taft Refugee Fund

## Overseas Assistance

11/06/12

| Julia V. Taft Refugee Fund | Total            | Region           |                 |                  |                 |                 |                 |
|----------------------------|------------------|------------------|-----------------|------------------|-----------------|-----------------|-----------------|
|                            |                  | Africa           | East Asia       | Europe           | N East          | S Asia          | W. Hemis        |
| Abuja                      | \$24,909         | \$24,909         |                 |                  |                 |                 |                 |
| Accra                      | \$24,050         | \$24,050         |                 |                  |                 |                 |                 |
| Addis Abab                 | \$25,000         | \$25,000         |                 |                  |                 |                 |                 |
| Algiers                    | \$25,000         | \$25,000         |                 |                  |                 |                 |                 |
| Amman                      | \$25,000         |                  |                 |                  | \$25,000        |                 |                 |
| Astana                     | \$25,000         |                  |                 | \$25,000         |                 |                 |                 |
| Bangkok                    | \$25,000         |                  | \$25,000        |                  |                 |                 |                 |
| Banjul                     | \$25,000         | \$25,000         |                 |                  |                 |                 |                 |
| Beirut                     | \$25,000         |                  |                 |                  | \$25,000        |                 |                 |
| Belgrade                   | \$25,000         |                  |                 | \$25,000         |                 |                 |                 |
| Bishkek                    | \$16,000         |                  |                 | \$16,000         |                 |                 |                 |
| Cairo                      | \$25,000         | \$25,000         |                 |                  |                 |                 |                 |
| Chengdu                    | \$25,000         |                  | \$25,000        |                  |                 |                 |                 |
| Conakry                    | \$25,000         | \$25,000         |                 |                  |                 |                 |                 |
| Dar Es Sal                 | \$24,885         | \$24,885         |                 |                  |                 |                 |                 |
| Gaborone                   | \$25,000         | \$25,000         |                 |                  |                 |                 |                 |
| Harare                     | \$25,000         | \$25,000         |                 |                  |                 |                 |                 |
| Islamabad                  | \$25,000         |                  |                 |                  |                 | \$25,000        |                 |
| Istanbul                   | \$25,000         |                  |                 | \$25,000         |                 |                 |                 |
| Juba                       | \$25,000         | \$25,000         |                 |                  |                 |                 |                 |
| Kabul                      | \$24,900         |                  |                 |                  |                 | \$24,900        |                 |
| Kampala                    | \$25,000         | \$25,000         |                 |                  |                 |                 |                 |
| Kathmandu                  | \$25,000         |                  |                 |                  |                 | \$25,000        |                 |
| Kinshasa                   | \$25,000         | \$25,000         |                 |                  |                 |                 |                 |
| Kuala Lump                 | \$25,000         |                  | \$25,000        |                  |                 |                 |                 |
| Lilongwe                   | \$21,459         | \$21,459         |                 |                  |                 |                 |                 |
| Luanda                     | \$25,000         | \$25,000         |                 |                  |                 |                 |                 |
| Lusaka                     | \$22,480         | \$22,480         |                 |                  |                 |                 |                 |
| Moscow                     | \$25,000         |                  |                 | \$25,000         |                 |                 |                 |
| Ndjamena                   | \$25,000         | \$25,000         |                 |                  |                 |                 |                 |
| Nouakchott                 | \$25,000         | \$25,000         |                 |                  |                 |                 |                 |
| Ouagadougou                | \$25,000         | \$25,000         |                 |                  |                 |                 |                 |
| Panama                     | \$25,000         |                  |                 |                  |                 |                 | \$25,000        |
| Rangoon                    | \$18,000         |                  | \$18,000        |                  |                 |                 |                 |
| Santo Domi                 | \$25,000         |                  |                 |                  |                 |                 | \$25,000        |
| Sarajevo                   | \$25,000         |                  |                 | \$25,000         |                 |                 |                 |
| Tbilisi                    | \$20,720         |                  |                 | \$20,720         |                 |                 |                 |
| Valletta                   | \$23,000         |                  |                 | \$23,000         |                 |                 |                 |
| Yerevan                    | \$25,000         |                  |                 | \$25,000         |                 |                 |                 |
| Zagreb                     | \$25,000         |                  |                 | \$25,000         |                 |                 |                 |
| <b>Total:</b>              | <b>\$970,403</b> | <b>\$467,783</b> | <b>\$93,000</b> | <b>\$234,720</b> | <b>\$50,000</b> | <b>\$74,900</b> | <b>\$50,000</b> |

# Bureau of Population, Refugees, and Migration

## FY 2012 Summary of Major Activities Non-State Department U.S. Government/Other Overseas Assistance

11/06/12

| Organization                         | Total              | Region             |
|--------------------------------------|--------------------|--------------------|
|                                      |                    | W. Hemis           |
| Department Of Homeland Security      | \$1,974,000        | \$1,974,000        |
| Naval Facilities Engineering Command | \$685,380          | \$685,380          |
| <b>Total:</b>                        | <b>\$2,659,380</b> | <b>\$2,659,380</b> |