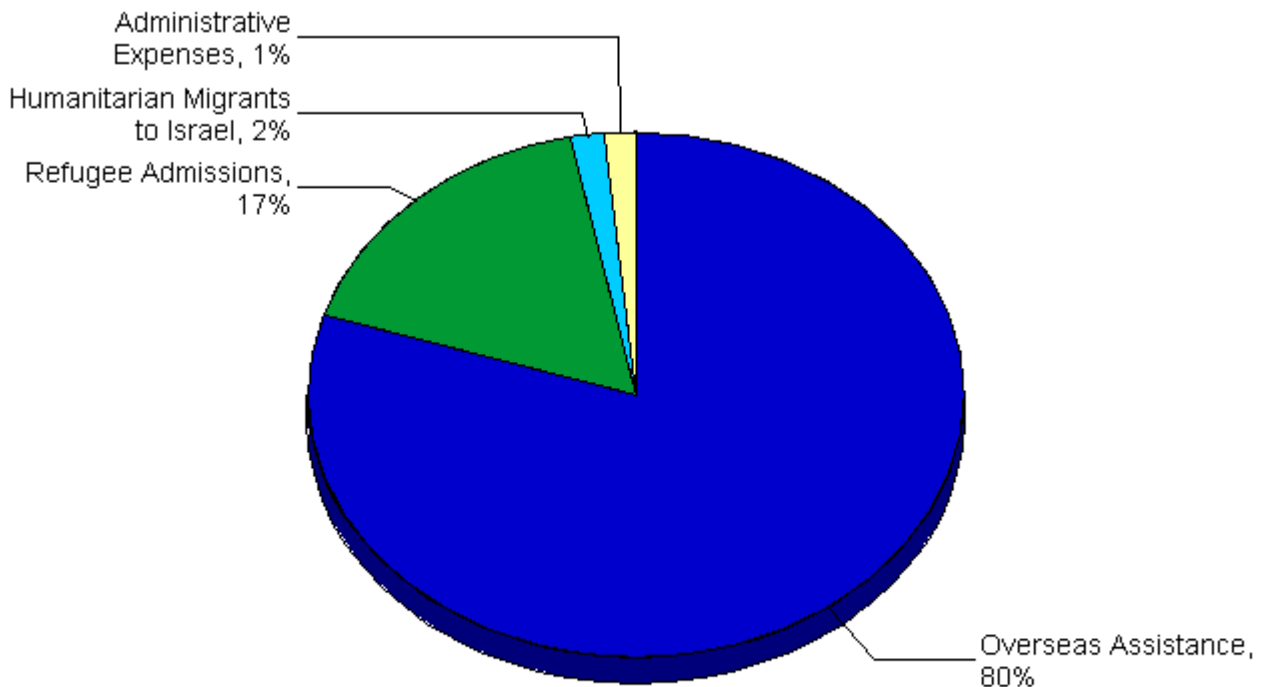


# Bureau of Population, Refugees, and Migration

## FY 2009 Summary of Major Activities\*

10/23/09

Overseas Assistance	\$1,395,060,031
Refugee Admissions	\$294,450,826
Humanitarian Migrants to Israel	\$30,000,000
Administrative Expenses	\$25,907,927
<b>Total:</b>	<b>\$1,745,418,784</b>



- \* Migration and Refugee Assistance (MRA)
- \* Emergency Refugee and Migration Assistance (ERMA)
- \* FY 2009 Bridge Supplemental
- \* FY 2009 Emergency Supplemental
- \* FY 2008 Emergency Supplemental
- \* Global HIV/AIDS Initiative
- \* Economic Support Fund (ESF)
- \* Freedom Support Act (FSA)

# Bureau of Population, Refugees, and Migration

## FY 2009 Summary of Major Activities

### Overseas Assistance

10/23/09

#### Overseas Assistance

UNHCR	45.2%	\$630,132,134
UNRWA	19.2%	\$267,959,631
ICRC	18.4%	\$256,400,000
IOM	2.5%	\$35,512,588
WFP	1.2%	\$16,700,000
UNICEF	1.1%	\$15,366,806
WHO	0.2%	\$3,100,000
IFRC	0.2%	\$2,600,000
MINURCAT	0.1%	\$2,000,000
OCHA	0.1%	\$1,200,000
PAHO	0.0%	\$500,000
UNDP	0.0%	\$400,000
OAS	0.0%	\$30,000
<b>Sub Total:</b>		<b>\$1,231,901,159</b>
Non-Governmental Organizations	11.4%	\$159,692,036
Intra US Government/Other	0.2%	\$3,466,836
<b>Overseas Assistance Total:</b>		<b>\$1,395,060,031</b>

# Bureau of Population, Refugees, and Migration

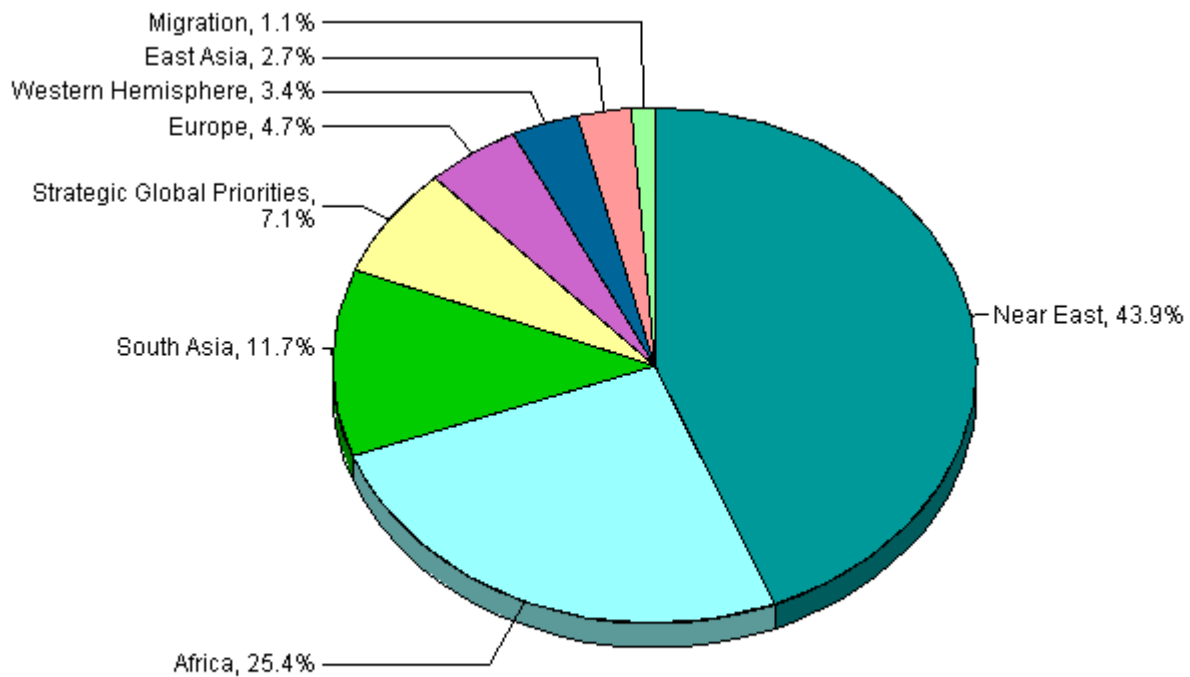
## FY 2009 Summary of Major Activities

### Overseas Assistance

10/23/09

Near East	43.9%	\$612,644,301
Africa	25.4%	\$354,221,634
South Asia	11.7%	\$163,235,379
Strategic Global Priorities	7.1%	\$98,360,409
Europe	4.7%	\$65,838,693
Western Hemisphere	3.4%	\$46,929,843
East Asia	2.7%	\$37,949,957
Migration	1.1%	\$15,879,815

**Total: \$1,395,060,031**



# Bureau of Population, Refugees, and Migration

## FY 2009 Summary of Major Activities

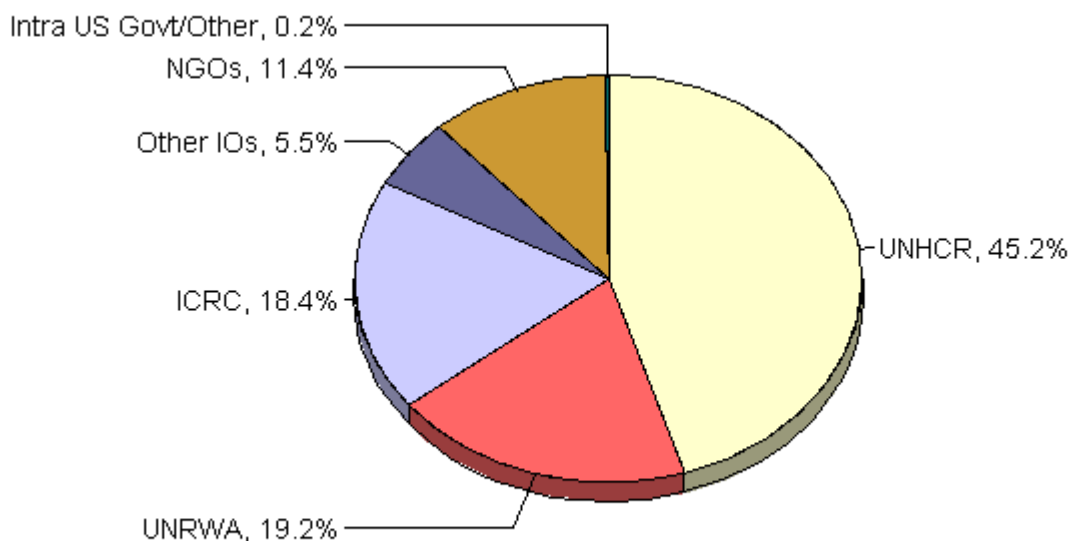
### Overseas Assistance

10/23/09

UNHCR	45.2%	\$630,132,134
UNRWA	19.2%	\$267,959,631
ICRC	18.4%	\$256,400,000
Other IOs	5.5%	\$77,409,394
NGOs	11.4%	\$159,692,036
Intra US Govt/Other	0.2%	\$3,466,836

**Total:**

**\$1,395,060,031**



# Bureau of Population, Refugees, and Migration

## FY 2009 Summary of Major Activities

### Refugee Admissions

10/23/09

#### Refugee Admissions

Transportation	\$102,535,000
Processing	\$101,925,783
Reception & Placement	\$89,990,043
<b>Refugee Admissions Total</b>	<b>\$294,450,826</b>

# Bureau of Population, Refugees, and Migration

## FY 2009 Summary of Major Activities

### UNHCR

10/23/09

#### Overseas Assistance

Near East	\$207,000,000
Africa	\$195,806,804
South Asia	\$82,509,355
Strategic Global Priorities	\$73,611,416
Europe	\$42,750,000
Western Hemisphere	\$15,254,559
East Asia	\$13,200,000
<b>Overseas Assistance Total:</b>	<b>\$630,132,134</b>

Admissions	\$11,123,349
------------	--------------

<b>Grand Total:</b>	<b>\$641,255,483</b>
---------------------	----------------------

# Bureau of Population, Refugees, and Migration

## FY 2009 Summary of Major Activities

### ICRC

10/23/09

#### Overseas Assistance

Africa	\$81,800,000
Near East	\$63,200,000
South Asia	\$55,000,000
Europe	\$16,700,000
Strategic Global Priorities	\$15,000,000
Western Hemisphere	\$13,700,000
East Asia	\$11,000,000

<b>Grand Total:</b>	<b>\$256,400,000</b>
---------------------	----------------------

# Bureau of Population, Refugees, and Migration

## FY 2009 Summary of Major Activities

### IOM

10/23/09

#### Refugee Admissions

Transportation	\$102,535,000
Processing	\$47,688,152
<b>Refugee Admissions Total:</b>	<b>\$150,223,152</b>

#### Overseas Assistance

Near East	\$12,700,000
Assessed/Tax Reimbursement	\$8,663,872
Assistance to Vulnerable Migrants	\$3,437,843
Regional Dialogues	\$2,248,100
GTMO	\$2,042,152
Africa	\$1,920,308
Western Hemisphere	\$1,895,000
Voluntary Contribution	\$1,500,000
East Asia	\$1,105,313
<b>Overseas Assistance Total:</b>	<b>\$35,512,588</b>

<b>Grand Total:</b>	<b>\$185,735,740</b>
---------------------	----------------------



**Bureau of Population, Refugees, and Migration**  
**FY 2009 Summary of Major Activities**  
**UNRWA**  
**10/23/09**

<b>Overseas Assistance</b>	
General Fund	\$116,240,000
Emergency Appeals, of which:	
West Bank and Gaza	\$119,500,000
Lebanon	\$30,000,000
Assistance for Palestinians from Iraq	\$2,219,631
<b>Grand Total:</b>	<b>\$267,959,631</b>

# Bureau of Population, Refugees, and Migration

## FY 2009 Summary of Major Activities

### WFP

10/23/09

<b>Overseas Assistance</b>	
Africa	\$13,500,000
Strategic Global Priorities	\$2,700,000
Western Hemisphere	\$500,000
<b>Grand Total:</b>	<b>\$16,700,000</b>

# Bureau of Population, Refugees, and Migration

## FY 2009 Summary of Major Activities

### IFRC

10/23/09

<b>Overseas Assistance</b>	
Near East	\$1,500,000
Africa	\$800,000
Strategic Global Priorities	\$300,000
<b>Grand Total:</b>	<b>\$2,600,000</b>

**Bureau of Population, Refugees, and Migration**

**FY 2009 Summary of Major Activities**

**UNICEF**

**10/23/09**

<b>Overseas Assistance</b>	
Near East	\$15,000,000
East Asia	\$366,806
<b>Grand Total:</b>	<b>\$15,366,806</b>

**Bureau of Population, Refugees, and Migration**

**FY 2009 Summary of Major Activities**

**UNDP**

**10/23/09**

<b>Overseas Assistance</b>	
Europe	\$400,000

<b>Grand Total:</b>	<b>\$400,000</b>
---------------------	------------------

# Bureau of Population, Refugees, and Migration

## FY 2009 Summary of Major Activities

### OCHA

10/23/09

<b>Overseas Assistance</b>	
Near East	\$800,000
Strategic Global Priorities	\$400,000
<b>Grand Total:</b>	<b>\$1,200,000</b>

**Bureau of Population, Refugees, and Migration**

**FY 2009 Summary of Major Activities**

**WHO**

**10/23/09**

<b>Overseas Assistance</b>	
Near East	\$3,100,000

<b>Grand Total:</b>	<b>\$3,100,000</b>
---------------------	--------------------

**Bureau of Population, Refugees, and Migration**

**FY 2009 Summary of Major Activities**

**PAHO**

**10/23/09**

<b>Overseas Assistance</b>	
Western Hemisphere	\$500,000

<b>Grand Total:</b>	<b>\$500,000</b>
---------------------	------------------



# Bureau of Population, Refugees, and Migration

## FY 2009 Summary of Major Activities - NGOs by Region

### Overseas Assistance

10/23/09

		Region						
		Africa	East Asia	Europe	N East	S Asia	SGP	W. Hemis
Action Contre La Faim	\$298,698		\$298,698					
ADRA	\$1,700,910	\$1,700,910						
Afghan Center	\$1,200,000					\$1,200,000		
Agency For Technical Cooperation And Development	\$2,000,000	\$800,000				\$1,200,000		
Airserve International	\$1,915,013	\$1,915,013						
American Near East Refugee Aid	\$570,048				\$570,048			
American Red Cross	\$852,412	\$352,412						\$500,000
American Refugee Committee	\$6,331,233	\$2,933,428	\$1,771,182			\$932,679	\$693,944	
Antares Foundation	\$587,223				\$587,223			
Austcare	\$548,933		\$548,933					
Catholic Relief Services	\$6,334,906	\$994,470		\$850,009	\$2,260,983	\$1,479,444		\$750,000
Center For Victims Of Torture	\$3,566,832	\$1,099,744			\$2,467,088			
Christian Children's Fund	\$802,922					\$802,922		
Christian Outreach Relief And Development	\$1,432,970	\$1,432,970						
Church World Service	\$1,061,051					\$1,061,051		
Comite D'Aide Medicale	\$820,812	\$820,812						
Concern Worldwide U.S., Inc	\$123,670						\$123,670	
Cooperative For Assistance And Relief Everywhere	\$3,344,454	\$1,760,000			\$834,755		\$749,699	
Cooperative Housing Foundation	\$2,775,277						\$399,573	\$2,375,704
Counterpart International	\$871,991	\$349,991		\$522,000				
Cure International	\$297,841					\$297,841		
Danish Refugee Council	\$1,435,885			\$1,435,885				
Emergency Architects	\$927,661	\$927,661						
Filmaid International	\$281,236	\$281,236						
Food For The Hungry, Inc	\$2,854,676	\$2,854,676						
Handicap International	\$966,546	\$465,000	\$501,546					
Hebrew Immigrant Aid Society	\$2,329,997	\$579,997						\$1,750,000
Heshima Kenya, Inc	\$181,575						\$181,575	
Humanitarian Accountability Partnership	\$195,511						\$195,511	
International Catholic Migration Commission	\$4,397,774		\$399,133		\$3,998,641			
International Medical Corps	\$27,444,414	\$10,395,456		\$600,000	\$11,421,358	\$3,194,257	\$1,833,343	
International Orthodox Christian Charities	\$3,750,000				\$3,750,000			
International Relief And Development	\$7,619,138	\$1,519,513			\$4,792,222		\$38,562	\$1,268,841
International Rescue Committee	\$24,986,054	\$10,475,360	\$8,738,346	\$600,000	\$2,512,655	\$1,572,995	\$1,086,698	
Internews Network	\$830,000	\$830,000						
Jesuit Refugee Service/USA	\$1,536,907	\$1,235,101					\$301,806	
Lutheran World Relief	\$825,122	\$825,122						
Medical Teams International	\$659,644	\$659,644						
Mercy Corps	\$9,145,482			\$528,646	\$3,677,926	\$3,182,499		\$1,756,411
Mines Advisory Group	\$111,307	\$111,307						
Norwegian Refugee Council	\$2,301,109	\$775,391				\$1,525,718		
Pact Inc.	\$807,337	\$807,337						
Pan American Development Foundation	\$502,616							\$502,616
Refugee Education Trust	\$2,105,370	\$1,105,370						\$1,000,000
Relief International	\$2,930,919	\$1,020,355			\$1,110,627	\$799,937		
Salesian Missions	\$550,000							\$550,000
Save The Children Federation	\$6,510,616	\$1,529,383		\$120,089	\$3,361,144	\$1,500,000		

# Bureau of Population, Refugees, and Migration

## FY 2009 Summary of Major Activities - NGOs by Region

### Overseas Assistance

10/23/09

Organization	Total							
		Africa	East Asia	Europe	N East	S Asia	SGP	W. Hemis
Search For Common Ground	\$470,563	\$249,995					\$220,568	
Shelter For Life, Inc	\$1,787,596					\$1,787,596		
Fearfund	\$2,797,845	\$1,997,845				\$800,000		
The Mentor Initiative	\$529,999	\$529,999						
The Tibet Fund	\$2,500,000					\$2,500,000		
United Methodist Committee On Relief	\$2,780,615	\$980,940				\$1,799,675		
Women For Women	\$391,764						\$391,764	
World Relief Corporation	\$1,187,533	\$1,187,533						
World Vision	\$2,959,999	\$1,759,999		\$1,200,000				
Zoa Refugee Care	\$662,030	\$662,030						
<b>Total:</b>	<b>\$159,692,036</b>	<b>\$57,926,000</b>	<b>\$12,257,838</b>	<b>\$5,856,629</b>	<b>\$41,344,670</b>	<b>\$25,636,614</b>	<b>\$6,216,713</b>	<b>\$10,453,572</b>

# Bureau of Population, Refugees, and Migration

FY 2009 Summary of Major Activities - Julia V. Taft Refugee Fund

## Overseas Assistance

10/23/09

Julia V. Taft Refugee Fund	Total	Region					
		Africa	East Asia	Europe	N East	S Asia	W. Hemis
Abidjan	\$20,000	\$20,000					
Addis Ababa	\$20,000	\$20,000					
Algiers	\$20,000	\$20,000					
Amman	\$20,000				\$20,000		
Ashgabat	\$12,120			\$12,120			
Belgrade	\$20,000			\$20,000			
Bogota	\$20,000						\$20,000
Cairo	\$19,971	\$19,971					
Damascus	\$20,000				\$20,000		
Djibouti	\$20,000	\$20,000					
Dushanbe	\$19,962			\$19,962			
Hong Kong	\$20,000					\$20,000	
Islamabad	\$19,945					\$19,945	
Kabul	\$20,000					\$20,000	
Kampala	\$20,000	\$20,000					
Kathmandu	\$19,465					\$19,465	
Kigali	\$16,491	\$16,491					
Kuala Lumpur	\$20,000		\$20,000				
Libreville	\$17,000	\$17,000					
Lusaka	\$18,060	\$18,060					
Maputo	\$20,000	\$20,000					
Moscow	\$19,982			\$19,982			
Nairobi	\$20,000	\$20,000					
New Delhi	\$10,000					\$10,000	
Nouakchott	\$20,000	\$20,000					
Panama	\$20,000						\$20,000
Pretoria	\$20,000	\$20,000					
San Jose	\$20,000						\$20,000
Santo Domingo	\$20,000						\$20,000
Sarajevo	\$20,000			\$20,000			
Yaounde	\$20,000	\$20,000					
Yerevan	\$20,000			\$20,000			
Zagreb	\$20,000			\$20,000			
<b>Total:</b>	<b>\$632,996</b>	<b>\$271,522</b>	<b>\$20,000</b>	<b>\$132,064</b>	<b>\$40,000</b>	<b>\$89,410</b>	<b>\$80,000</b>

# Bureau of Population, Refugees, and Migration

## FY 2009 Summary of Major Activities Non-State Department U.S. Government/Other Overseas Assistance

10/23/09

Organization	Total	Region	
		Africa	W. Hemis
Broadcasting Board Of Governors/Voice Of America	\$197,000	\$197,000	
Department Of Homeland Security	\$2,484,560		\$2,484,560
<b>Total:</b>	<b>\$2,681,560</b>	<b>\$197,000</b>	<b>\$2,484,560</b>