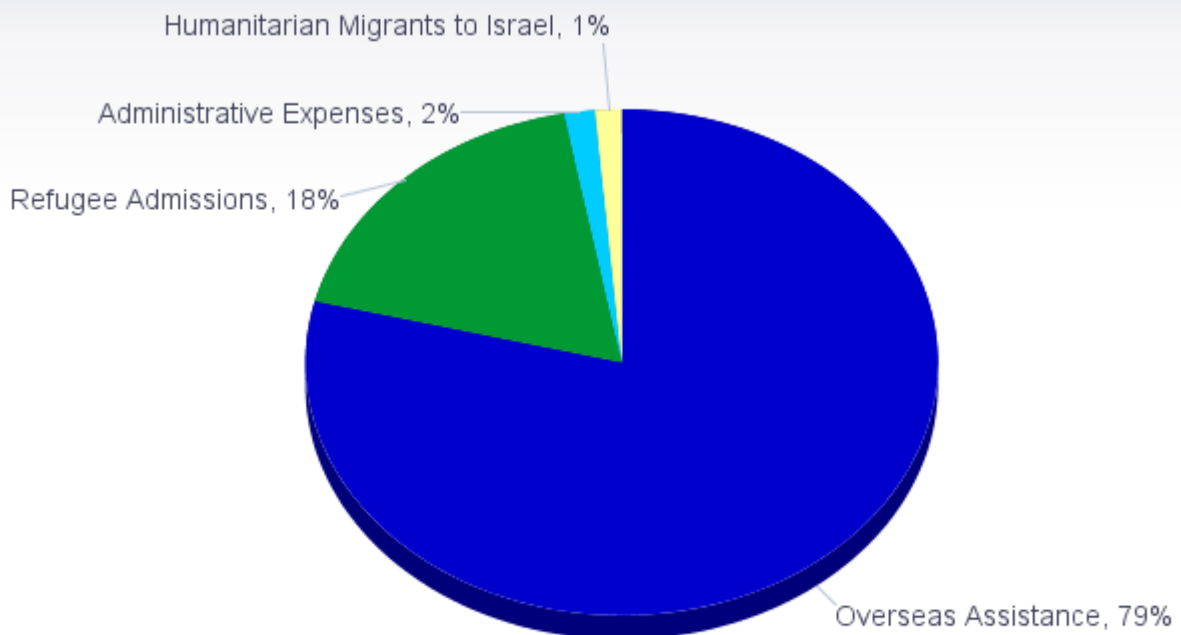


United States Government
Department of State
Bureau of Population, Refugees, and Migration
FY 2010 Summary of Major Activities*
11/05/10

| | |
|---------------------------------|------------------------|
| Overseas Assistance | \$1,460,133,982 |
| Refugee Admissions | \$336,564,074 |
| Administrative Expenses | \$29,064,158 |
| Humanitarian Migrants to Israel | \$25,000,000 |
| Total: | \$1,850,762,214 |



- * Migration and Refugee Assistance (MRA)
- * Emergency Refugee and Migration Assistance (ERMA)
- * FY 2009 MRA Emergency Supplemental
- * Global HIV/AIDS Initiative
- * Freedom Support Act (FSA)
- * Assistance to Europe, Eurasia, and Central Asia (AEECA)

Bureau of Population, Refugees, and Migration

FY 2010 Summary of Major Activities

Overseas Assistance

11/05/10

| | |
|-----------------------------------|------------------------|
| UNHCR | \$706,528,649 |
| UNRWA | \$237,830,698 |
| ICRC | \$230,500,000 |
| IOM | \$45,621,820 |
| WFP | \$35,158,829 |
| UNICEF | \$12,498,191 |
| WHO | \$7,700,000 |
| PAHO | \$4,270,331 |
| OHCHR | \$3,100,000 |
| IFRC | \$1,838,312 |
| OCHA | \$1,400,000 |
| UNFPA | \$1,192,809 |
| UNOPS | \$1,000,000 |
| UNDP | \$100,000 |
| Sub Total: | \$1,288,739,639 |
| Non-Governmental Organizations | \$167,205,587 |
| Intra US Government/Other | \$4,188,756 |
| Overseas Assistance Total: | \$1,460,133,982 |

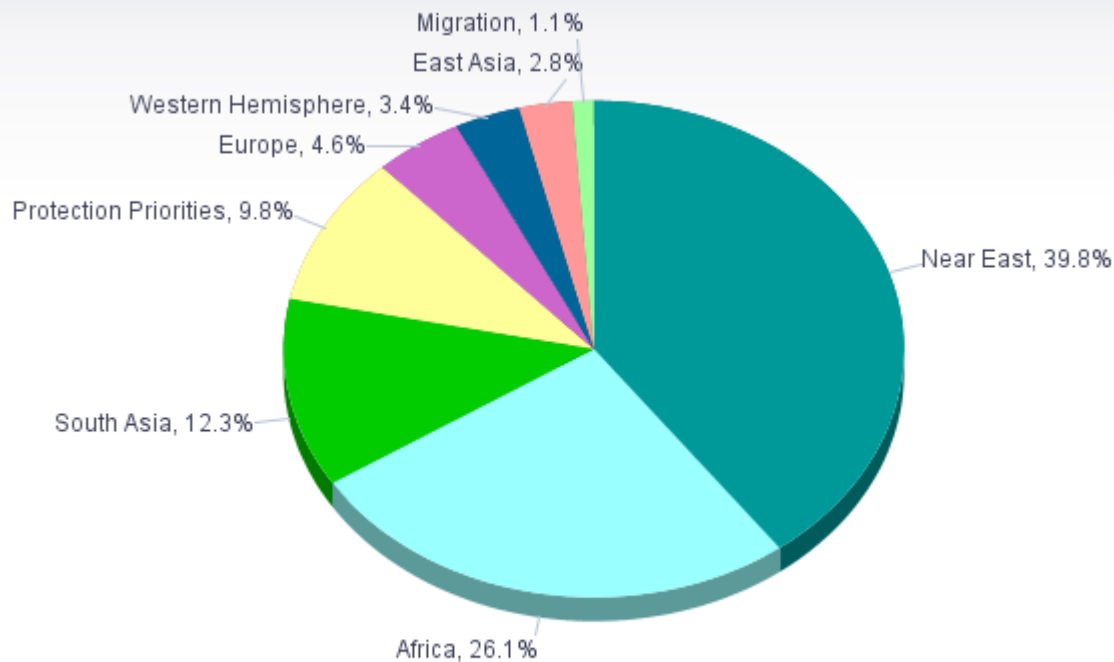
Bureau of Population, Refugees, and Migration

FY 2010 Summary of Major Activities

Overseas Assistance

11/05/10

| | |
|-----------------------|------------------------|
| Near East | \$581,088,762 |
| Africa | \$381,756,314 |
| South Asia | \$179,660,497 |
| Protection Priorities | \$143,477,105 |
| Europe | \$67,711,674 |
| Western Hemisphere | \$49,777,912 |
| East Asia | \$40,461,718 |
| Migration | \$16,200,000 |
| Total: | \$1,460,133,982 |



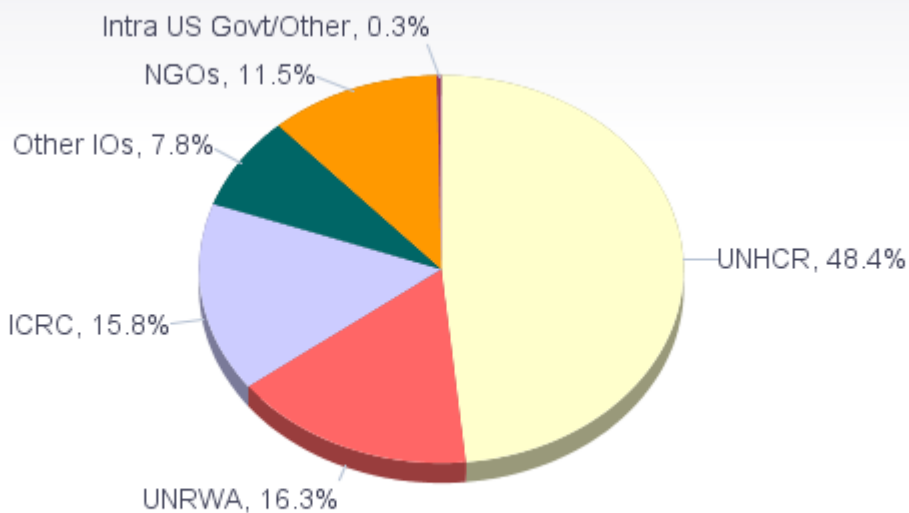
Bureau of Population, Refugees, and Migration

FY 2010 Summary of Major Activities

Overseas Assistance

11/05/10

| | |
|---------------------|------------------------|
| UNHCR | \$706,528,649 |
| UNRWA | \$237,830,698 |
| ICRC | \$230,500,000 |
| Other IOs | \$113,880,292 |
| NGOs | \$167,205,587 |
| Intra US Govt/Other | \$4,188,756 |
| Total: | \$1,460,133,982 |



Bureau of Population, Refugees, and Migration
FY 2010 Summary of Major Activities

Refugee Admissions

11/05/10

| | |
|----------------------------------|----------------------|
| Reception & Placement | \$141,934,345 |
| Processing | \$101,803,741 |
| Transportation | \$92,825,988 |
| Refugee Admissions Total: | \$336,564,074 |

Bureau of Population, Refugees, and Migration

FY 2010 Summary of Major Activities

UNHCR

11/05/10

Overseas Assistance

| | |
|-----------------------------------|----------------------|
| Africa | \$231,197,774 |
| Near East | \$212,900,000 |
| South Asia | \$108,017,579 |
| Protection Priorities | \$83,433,421 |
| Europe | \$44,979,875 |
| Western Hemisphere | \$13,200,000 |
| East Asia | \$12,800,000 |
| Overseas Assistance Total: | \$706,528,649 |

| | |
|------------|-------------|
| Admissions | \$1,949,223 |
|------------|-------------|

| | |
|---------------------|----------------------|
| Grand Total: | \$708,477,872 |
|---------------------|----------------------|

Bureau of Population, Refugees, and Migration

FY 2010 Summary of Major Activities

ICRC

11/05/10

Overseas Assistance

| | |
|-----------------------|--------------|
| Africa | \$72,200,000 |
| Near East | \$50,400,000 |
| South Asia | \$41,000,000 |
| Protection Priorities | \$25,600,000 |
| Europe | \$16,900,000 |
| Western Hemisphere | \$13,700,000 |
| East Asia | \$10,700,000 |

| | |
|---------------------|----------------------|
| Grand Total: | \$230,500,000 |
|---------------------|----------------------|

Bureau of Population, Refugees, and Migration

FY 2010 Summary of Major Activities

IOM

11/05/10

Refugee Admissions

| | |
|----------------------------------|----------------------|
| Transportation | \$92,825,988 |
| Processing | \$48,435,824 |
| Refugee Admissions Total: | \$141,261,812 |

Overseas Assistance

| | |
|-----------------------------------|---------------------|
| Near East | \$17,450,000 |
| Assessed/Tax Reimbursement | \$9,157,167 |
| Assistance to Vulnerable Migrants | \$5,175,769 |
| Emergency Needs | \$4,000,000 |
| Western Hemisphere | \$3,000,000 |
| GTMO | \$2,252,894 |
| Africa | \$1,800,000 |
| Global Programs | \$1,300,000 |
| East Asia | \$721,237 |
| Regional Dialogues | \$567,064 |
| South Asia | \$197,689 |
| Overseas Assistance Total: | \$45,621,820 |

| | |
|---------------------|----------------------|
| Grand Total: | \$186,883,632 |
|---------------------|----------------------|

Bureau of Population, Refugees, and Migration
FY 2010 Summary of Major Activities
UNRWA
11/05/10

| Overseas Assistance | |
|---------------------------------------|---------------|
| General Fund | \$130,300,000 |
| Emergency Appeals, of which: | |
| West Bank and Gaza | \$85,000,000 |
| Lebanon | \$20,009,920 |
| Assistance for Palestinians from Iraq | \$2,520,778 |

| | |
|---------------------|----------------------|
| Grand Total: | \$237,830,698 |
|---------------------|----------------------|

Bureau of Population, Refugees, and Migration

FY 2010 Summary of Major Activities

WFP

11/05/10

Overseas Assistance

| | |
|-----------------------|--------------|
| Near East | \$18,118,329 |
| Africa | \$12,600,000 |
| Protection Priorities | \$2,440,500 |
| Western Hemisphere | \$1,000,000 |
| South Asia | \$1,000,000 |

| | |
|---------------------|---------------------|
| Grand Total: | \$35,158,829 |
|---------------------|---------------------|

Bureau of Population, Refugees, and Migration

FY 2010 Summary of Major Activities

IFRC

11/05/10

| | |
|----------------------------|--------------------|
| Overseas Assistance | |
| Near East | \$1,000,000 |
| Africa | \$638,312 |
| Protection Priorities | \$200,000 |
| Grand Total: | \$1,838,312 |

Bureau of Population, Refugees, and Migration

FY 2010 Summary of Major Activities

UNICEF

11/05/10

Overseas Assistance

| | |
|-----------------------|-------------|
| Near East | \$8,400,000 |
| Protection Priorities | \$2,900,000 |
| Africa | \$804,000 |
| East Asia | \$392,488 |
| Europe | \$1,703 |

| | |
|---------------------|---------------------|
| Grand Total: | \$12,498,191 |
|---------------------|---------------------|

Bureau of Population, Refugees, and Migration

FY 2010 Summary of Major Activities

UNDP

11/05/10

| | |
|----------------------------|------------------|
| Overseas Assistance | |
| Europe | \$100,000 |
| Grand Total: | \$100,000 |

Bureau of Population, Refugees, and Migration

FY 2010 Summary of Major Activities

OCHA

11/05/10

| | |
|----------------------------|--------------------|
| Overseas Assistance | |
| Protection Priorities | \$1,400,000 |
| Grand Total: | \$1,400,000 |

Bureau of Population, Refugees, and Migration

FY 2010 Summary of Major Activities

WHO

11/05/10

| | |
|----------------------------|--------------------|
| Overseas Assistance | |
| South Asia | \$4,000,000 |
| Near East | \$3,700,000 |
| Grand Total: | \$7,700,000 |

Bureau of Population, Refugees, and Migration

FY 2010 Summary of Major Activities

PAHO

11/05/10

| | |
|----------------------------|--------------------|
| Overseas Assistance | |
| Protection Priorities | \$3,400,000 |
| Western Hemisphere | \$870,331 |
| Grand Total: | \$4,270,331 |

Bureau of Population, Refugees, and Migration

FY 2010 Summary of Major Activities - NGOs by Region

Overseas Assistance

11/05/10

| | | Region | | | | | | |
|---|--------------|--------------|-------------|-------------|--------------|-------------|-----------------------|-------------|
| | | Africa | East Asia | Europe | N East | S Asia | Protection Priorities | W. Hemis |
| Action Contre La Faim | \$613,514 | | \$613,514 | | | | | |
| ADRA | \$2,097,021 | \$2,097,021 | | | | | | |
| Afghan Center | \$1,650,000 | | | | | \$1,650,000 | | |
| Agency For Technical Cooperation And Development | \$3,300,000 | \$800,000 | | | | \$2,500,000 | | |
| Aide Medicale Internationale | \$250,000 | | \$250,000 | | | | | |
| Airserve International | \$2,640,065 | \$2,640,065 | | | | | | |
| Alliance For Conflict Transformation | \$118,430 | | | \$118,430 | | | | |
| American Red Cross | \$961,203 | \$361,203 | | | | | | \$600,000 |
| American Refugee Committee | \$7,396,071 | \$3,347,795 | \$1,570,975 | | | \$787,869 | \$1,689,432 | |
| Bridging The Divide, Inc. | \$103,700 | | | | \$103,700 | | | |
| Caritas Lebanon Migrant Center | \$1,311,171 | | | | \$1,311,171 | | | |
| Catholic Relief Services | \$8,006,918 | \$2,673,046 | | \$1,427,090 | \$382,885 | \$2,348,897 | \$175,000 | \$1,000,000 |
| Center For Victims Of Torture | \$3,194,970 | \$1,539,960 | | | \$1,437,348 | | \$217,662 | |
| Centre Henry Dunant Pour Le Dialogue Humanitaire | \$64,734 | | \$64,734 | | | | | |
| Christian Outreach Relief And Development | \$1,376,664 | \$1,376,664 | | | | | | |
| Church World Service | \$1,539,768 | | | | | \$1,539,768 | | |
| Comite D'Aide Medicale | \$1,041,666 | \$1,041,666 | | | | | | |
| Cooperative For Assistance And Relief Everywhere | \$3,181,126 | \$1,528,456 | | | \$963,150 | \$389,520 | \$300,000 | |
| Cooperative Housing Foundation | \$5,799,926 | | | | | \$799,965 | \$899,961 | \$4,100,000 |
| Counterpart International | \$499,421 | \$499,421 | | | | | | |
| Danish Refugee Council | \$933,485 | | | \$500,000 | \$433,485 | | | |
| Filmaid International | \$593,203 | \$593,203 | | | | | | |
| Food For The Hungry, Inc | \$1,889,993 | \$1,729,665 | | | | | \$160,328 | |
| Handicap International | \$1,013,000 | \$465,000 | \$548,000 | | | | | |
| Hashoo Foundation | \$399,455 | | | | | \$399,455 | | |
| Health Equity Initiatives Sdn. Bhd | \$255,528 | | \$255,528 | | | | | |
| Heartland Alliance For Human Needs & Human Rights | \$790,000 | | | | \$790,000 | | | |
| Hebrew Immigrant Aid Society | \$2,999,481 | \$500,000 | | | | | | \$2,499,481 |
| Heshima Kenya, Inc | \$200,000 | | | | | | \$200,000 | |
| Hilfswerk Austria International | \$500,000 | | | \$500,000 | | | | |
| Humanitarian Accountability Partn | \$249,065 | | | | | | \$249,065 | |
| Interaction | \$270,764 | | | | | | \$270,764 | |
| International Catholic Migration Commission | \$3,653,035 | | | | \$3,275,193 | | \$377,842 | |
| International Medical Corps | \$23,368,340 | \$8,415,858 | | \$450,000 | \$10,332,969 | \$2,769,513 | \$1,400,000 | |
| International Orthodox Christian Charities | \$4,500,000 | | | | \$4,500,000 | | | |
| International Relief And Development | \$11,522,347 | \$2,299,999 | | | \$5,622,348 | | \$600,000 | \$3,000,000 |
| International Rescue Committee | \$26,541,457 | \$10,176,650 | \$8,968,557 | \$2,485 | | \$1,276,069 | \$6,117,696 | |
| Internews Network | \$935,000 | \$935,000 | | | | | | |
| Jesuit Refugee Service USA | \$1,996,988 | \$1,996,988 | | | | | | |
| Johns Hopkins University | \$585,619 | | | | | | \$585,619 | |
| Kumpulan Acts Bhd | \$230,059 | | \$230,059 | | | | | |
| Lutheran World Federation | \$279,965 | | | | | \$279,965 | | |
| Lutheran World Relief | \$934,607 | \$934,607 | | | | | | |
| Malaysian Christian Association For Relief | \$189,271 | | \$189,271 | | | | | |
| Medical Teams International | \$825,631 | \$825,631 | | | | | | |
| Mercy Corps | \$7,046,177 | | \$1,800,000 | \$700,000 | \$2,099,986 | \$1,446,191 | | \$1,000,000 |
| Mines Advisory Group | \$111,308 | \$111,308 | | | | | | |

Bureau of Population, Refugees, and Migration

FY 2010 Summary of Major Activities - NGOs by Region

Overseas Assistance

11/05/10

| Organization | Total | | | | | | | |
|--|----------------------|---------------------|---------------------|--------------------|---------------------|---------------------|--------------------------|---------------------|
| | | Africa | East Asia | Europe | N East | S Asia | Protection Priorities | W. Hemis |
| Norwegian Refugee Council | \$2,199,807 | \$2,113,823 | | | | | \$85,984 | |
| Oxfam Gb/Great Britain | \$1,000,000 | \$1,000,000 | | | | | | |
| Pact Inc. | \$1,000,000 | \$1,000,000 | | | | | | |
| Premiere Urgence | \$1,227,000 | \$1,227,000 | | | | | | |
| Refugee Education Trust | \$2,300,000 | \$1,100,000 | | | | | | \$1,200,000 |
| Salesian Missions | \$225,000 | | | | | \$225,000 | | |
| Save The Children Federation | \$5,466,782 | \$2,265,382 | | \$1,399,934 | \$317,500 | \$1,483,966 | | |
| Search For Common Ground | \$306,946 | \$306,946 | | | | | | |
| Solidarites | \$1,259,555 | | \$1,259,555 | | | | | |
| Tearfund | \$2,661,133 | \$993,762 | | | | \$1,667,371 | | |
| The Mentor Initiative | \$534,028 | \$534,028 | | | | | | |
| The Tibet Fund | \$3,300,000 | | | | | \$3,300,000 | | |
| United Methodist Committee On Relief | \$2,252,387 | \$553,446 | | \$1 | | \$1,698,940 | | |
| Women For Women | \$782,861 | | | | | \$782,861 | | |
| Women's Refugee Commission | \$249,459 | | | | | | \$249,459 | |
| World Concern Development Organization | \$694,077 | \$694,077 | | | | | | |
| World Relief Corporation | \$1,300,000 | \$1,300,000 | | | | | | |
| World Vision | \$2,486,406 | \$2,186,406 | | \$300,000 | | | | |
| Total: | \$167,205,587 | \$62,164,076 | \$15,750,193 | \$5,397,940 | \$31,569,735 | \$25,345,350 | \$13,578,812 | \$13,399,481 |

Bureau of Population, Refugees, and Migration

FY 2010 Summary of Major Activities - Julia V. Taft Refugee Fund

Overseas Assistance

11/05/10

| Julia V. Taft Refugee Fund | Total | Region | | | | | |
|----------------------------|------------------|------------------|-----------------|------------------|-----------------|-----------------|-----------------|
| | | Africa | East Asia | Europe | N East | S Asia | W. Hemis |
| Abidjan | \$21,290 | \$21,290 | | | | | |
| Abuja | \$25,000 | \$25,000 | | | | | |
| Addis Ababa | \$25,000 | \$25,000 | | | | | |
| Bangkok | \$25,000 | | \$25,000 | | | | |
| Banjul | \$25,000 | \$25,000 | | | | | |
| Bogota | \$50,000 | | | | | | \$50,000 |
| Brazzaville | \$25,000 | \$25,000 | | | | | |
| Bujumbura | \$25,000 | \$25,000 | | | | | |
| Cairo | \$24,750 | \$24,750 | | | | | |
| Colombo | \$25,000 | | | | | \$25,000 | |
| Damascus | \$20,000 | | | | \$20,000 | | |
| Dushanbe | \$24,726 | | | \$24,726 | | | |
| Islamabad | \$25,000 | | | | | \$25,000 | |
| Kabul | \$24,970 | | | | | \$24,970 | |
| Kathmandu | \$24,909 | | | | | \$24,909 | |
| Kigali | \$24,979 | \$24,979 | | | | | |
| Kinshasa | \$25,000 | \$25,000 | | | | | |
| Kuala Lumpur | \$22,800 | | \$22,800 | | | | |
| Libreville | \$17,000 | \$17,000 | | | | | |
| Luanda | \$24,500 | \$24,500 | | | | | |
| Lusaka | \$18,300 | \$18,300 | | | | | |
| Nairobi | \$24,333 | \$24,333 | | | | | |
| New Delhi | \$25,000 | | \$25,000 | | | | |
| Podgorica | \$25,000 | | | \$25,000 | | | |
| Pretoria | \$22,000 | \$22,000 | | | | | |
| San Jose | \$25,000 | | | | | | \$25,000 |
| Sarajevo | \$25,000 | | | \$25,000 | | | |
| Skopje | \$22,750 | | | \$22,750 | | | |
| Vientiane | \$25,000 | | \$25,000 | | | | |
| Windhoek | \$25,000 | \$25,000 | | | | | |
| Yerevan | \$25,000 | | | \$25,000 | | | |
| Zagreb | \$14,450 | | | \$14,450 | | | |
| Total: | \$781,757 | \$352,152 | \$97,800 | \$136,926 | \$20,000 | \$99,879 | \$75,000 |

Bureau of Population, Refugees, and Migration

FY 2010 Summary of Major Activities Non-State Department U.S. Government/Other Overseas Assistance

11/05/10

| Organization | Total | Region | |
|---------------------------------|--------------------|----------------|--------------------|
| | | SGP | W. Hemis |
| Centers For Disease Control | \$4,590 | \$4,590 | |
| Department Of Homeland Security | \$2,207,405 | | \$2,207,405 |
| Total: | \$2,211,995 | \$4,590 | \$2,207,405 |